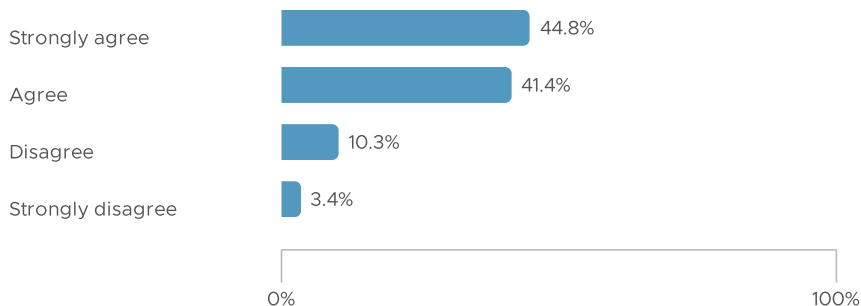


## Satisfaction

The Satisfaction domain reports how well cohort members feel that their preparation program prepared them for teaching.

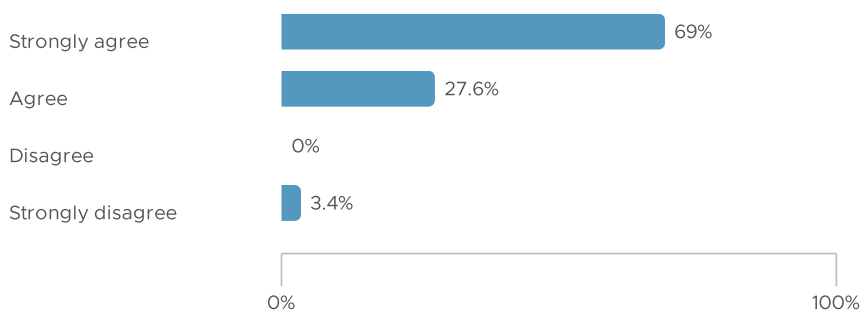
### Preparedness from Coursework



#### What is this metric?

This metric reports the extent to which cohort members agree that their EPP's coursework and program content prepared them for teaching.

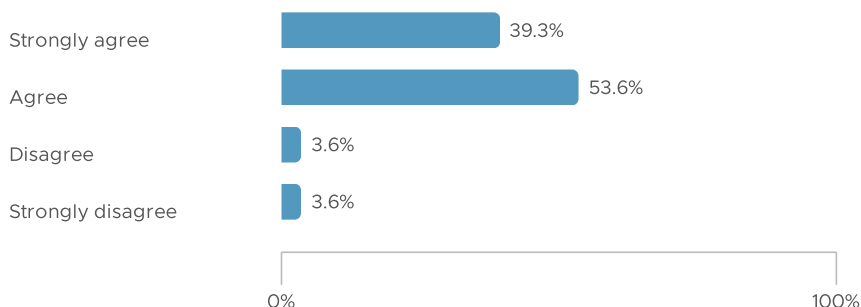
### Preparedness from Clinical Experience



#### What is this metric?

This metric reports the extent to which cohort members agree that their clinical experience (e.g., student teaching, internship) prepared them for teaching.

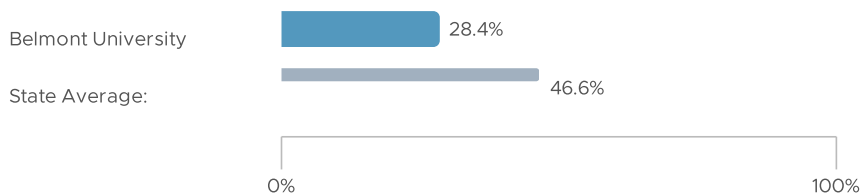
### Overall Preparedness



#### What is this metric?

This metric reports the extent to which cohort members agree that their EPP provided strong overall preparation to teach.

### Survey Response Rate



N-Size: 29

#### What is this metric?

Data for this domain come from the Tennessee Educator Survey. This metric shows the survey response rate for cohort members from this EPP who were employed in a Tennessee public school at the time the survey was administered.