


**Summary Institution-Level Pass Rate Data: *Alternative Teacher Preparation Program Within IHE***

		<b>HEOA - Title II 2019 - 2020 Academic Year</b>				
<b>Institution Name</b>		BELMONT UNIVERSITY				
<b>Institution Code</b>		1058				
<b>State</b>		Tennessee				
		<i>April 5, 2021</i>				
		<b>Statewide</b>				
<b>Group</b>	<b>Number Taking Assessment<sup>1</sup></b>	<b>Number Passing Assessment<sup>2</sup></b>	<b>Institutional Pass Rate</b>	<b>Number Taking Assessment<sup>1</sup></b>	<b>Number Passing Assessment<sup>2</sup></b>	<b>Statewide Pass Rate</b>
All program completers, 2019-20	3			423	400	95%
All program completers, 2018-19	3			593	567	96%
All program completers, 2017-18	2			474	458	97%
All program completers, combined 2017/18-2019/20 <sup>3</sup>	8					


Note: In cases where there are less than ten students taking the assessment or license/certificate, the number passing and pass rate are not reported.

<sup>1</sup> Number of completers taking one or more assessments within their area of specialization.

<sup>2</sup> Summary level "Number Taking Assessment" may differ from assessment level "Number Taking Assessment" because each student is counted once at the summary level but may be counted in multiple assessments at the assessment level.

<sup>3</sup> When two or more completer groups have fewer than ten completers, data is combined across the three completer years into an additional completer group for the Summary pass rates.


Single Assessment Institution-Level Pass Rate Data: *Alternative Teacher Preparation Program Within IHE*

	<b>HEOA - Title II</b> <b>2019 - 2020 Academic Year</b>	
	<b>Institution Name</b>	BELMONT UNIVERSITY
	<b>Institution Code</b>	1058
	<b>State</b>	Tennessee


April 5, 2021

Assessment Information <sup>1</sup>	Group	Number Taking Assessment	Number Passing Assessment	Institutional Pass Rate	Institutional Average Scaled Score	Assessment Cut Score <sup>2</sup>	Statewide			
							Number Taking Assessment	Number Passing Assessment	Statewide Pass Rate	Statewide Average Scaled Score
<b>AGRICULTURE (5701)</b>  Test Company: ETS Score Range: 100-200	All enrolled students who have completed all nonclinical courses, 2019-20									
	Other enrolled students, 2019-20						2			
	All program completers, 2019-20						5			
	All program completers, 2018-19						4			
	All program completers, 2017-18						6			
<b>AMERICAN SIGN LANGUAGE PROFICIENCY INTERVIEW ASLPI (0634)</b>  Test Company: ETS Score Range: 100-200	All enrolled students who have completed all nonclinical courses, 2019-20									
	Other enrolled students, 2019-20						1			
	All program completers, 2019-20									
	All program completers, 2018-19									
	All program completers, 2017-18									
<b>ART CONTENT AND ANALYSIS (5135)</b>  Test Company: ETS Score Range: 100-200	All enrolled students who have completed all nonclinical courses, 2019-20						10	10	100%	170
	Other enrolled students, 2019-20						22	18	82%	171
	All program completers, 2019-20						9			
	All program completers, 2018-19						9			
	All program completers, 2017-18						8			
<b>BIOLOGY CONTENT KNOWLEDGE (0235)</b>  Test Company: ETS Score Range: 100-200	All enrolled students who have completed all nonclinical courses, 2019-20						12	11	92%	162
	Other enrolled students, 2019-20	1				148	54	50	93%	162
	All program completers, 2019-20						32	30	94%	163
	All program completers, 2018-19	1				148	43	43	100%	162
	All program completers, 2017-18	1				148	42	42	100%	161


Single Assessment Institution-Level Pass Rate Data: *Alternative Teacher Preparation Program Within IHE*

		<b>HEOA - Title II 2019 - 2020 Academic Year</b>								
Institution Name		BELMONT UNIVERSITY								
Institution Code		1058								
State		Tennessee								
							April 5, 2021			
Assessment Information <sup>1</sup>	Group	Number Taking Assessment	Number Passing Assessment	Institutional Pass Rate	Institutional Average Scaled Score	Assessment Cut Score <sup>2</sup>	Statewide			
							Number Taking Assessment	Number Passing Assessment	Statewide Pass Rate	Statewide Average Scaled Score
<b>BUSINESS ED CONTENT KNOWLEDGE (5101)</b>  Test Company: ETS Score Range: 100-200	All enrolled students who have completed all nonclinical courses, 2019-20						2			
	Other enrolled students, 2019-20						36	36	100%	168
	All program completers, 2019-20						10	9	90%	168
	All program completers, 2018-19						21	20	95%	168
	All program completers, 2017-18						13	13	100%	164
<b>CHEMISTRY CONTENT KNOWLEDGE (0245)</b>  Test Company: ETS Score Range: 100-200	All enrolled students who have completed all nonclinical courses, 2019-20						3			
	Other enrolled students, 2019-20						21	19	90%	163
	All program completers, 2019-20						10	10	100%	169
	All program completers, 2018-19						20	20	100%	167
	All program completers, 2017-18						8			
<b>CHINESE (MANDARIN) WORLD LANGUAGE (5665)</b>  Test Company: ETS Score Range: 100-200	All enrolled students who have completed all nonclinical courses, 2019-20									
	Other enrolled students, 2019-20									
	All program completers, 2019-20									
	All program completers, 2018-19									
	All program completers, 2017-18						1			
<b>EARLY CHILDHOOD EDUCATION (5025)</b>  Test Company: ETS Score Range: 100-200	All enrolled students who have completed all nonclinical courses, 2019-20						1			
	Other enrolled students, 2019-20	2				156	6			
	All program completers, 2019-20									
	All program completers, 2018-19									
	All program completers, 2017-18									

Single Assessment Institution-Level Pass Rate Data: *Alternative Teacher Preparation Program Within IHE*

		<b>HEOA - Title II 2019 - 2020 Academic Year</b>								
Institution Name		BELMONT UNIVERSITY								
Institution Code		1058								
State		Tennessee								
							April 5, 2021			
Assessment Information <sup>1</sup>	Group	Number Taking Assessment	Number Passing Assessment	Institutional Pass Rate	Institutional Average Scaled Score	Assessment Cut Score <sup>2</sup>	Statewide			
							Number Taking Assessment	Number Passing Assessment	Statewide Pass Rate	Statewide Average Scaled Score
<b>EARTH AND SPACE SCIENCES - CK (5571)</b>  Test Company: ETS Score Range: 100-200	All enrolled students who have completed all nonclinical courses, 2019-20									
	Other enrolled students, 2019-20						1			
	All program completers, 2019-20									
	All program completers, 2018-19									
	All program completers, 2017-18									
<b>ECONOMICS (5911)</b>  Test Company: ETS Score Range: 100-200	All enrolled students who have completed all nonclinical courses, 2019-20									
	Other enrolled students, 2019-20						2			
	All program completers, 2019-20						1			
	All program completers, 2018-19						3			
	All program completers, 2017-18									
<b>EDUCATION OF YOUNG CHILDREN (DISCONTINUED) (5021)</b>  Test Company: ETS Score Range: 100-200	All enrolled students who have completed all nonclinical courses, 2019-20									
	Other enrolled students, 2019-20									
	All program completers, 2019-20									
	All program completers, 2018-19									
	All program completers, 2017-18						1			
<b>EDUCATION OF YOUNG CHILDREN (5024)</b>  Test Company: ETS Score Range: 100-200	All enrolled students who have completed all nonclinical courses, 2019-20						1			
	Other enrolled students, 2019-20	1				160	13	9	69%	162
	All program completers, 2019-20	1				160	10	10	100%	168
	All program completers, 2018-19						9			
	All program completers, 2017-18						6			


**Single Assessment Institution-Level Pass Rate Data: Alternative Teacher Preparation Program Within IHE**

	<b>HEOA - Title II 2019 - 2020 Academic Year</b>	
	<b>Institution Name</b>	BELMONT UNIVERSITY
	<b>Institution Code</b>	1058
	<b>State</b>	Tennessee

April 5, 2021

Assessment Information <sup>1</sup>	Group	Number Taking Assessment	Number Passing Assessment	Institutional Pass Rate	Institutional Average Scaled Score	Assessment Cut Score <sup>2</sup>	Statewide			
							Number Taking Assessment	Number Passing Assessment	Statewide Pass Rate	Statewide Average Scaled Score
<b>ELEM ED CONTENT KNOWLEDGE (DISCONTINUED) (5014)</b>  Test Company: ETS Score Range: 100-200	All enrolled students who have completed all nonclinical courses, 2019-20									
	Other enrolled students, 2019-20									
	All program completers, 2019-20									
	All program completers, 2018-19									
	All program completers, 2017-18						4			
<b>ELEM ED CONTENT KNOWLEDGE (5018)</b>  Test Company: ETS Score Range: 100-200	All enrolled students who have completed all nonclinical courses, 2019-20						19	17	89%	169
	Other enrolled students, 2019-20	1				163	92	77	84%	167
	All program completers, 2019-20	2				163	54	50	93%	172
	All program completers, 2018-19						76	75	99%	173
	All program completers, 2017-18						54	54	100%	176
<b>ELEM ED CURR INSTRUC ASSESSMENT (5017)</b>  Test Company: ETS Score Range: 100-200	All enrolled students who have completed all nonclinical courses, 2019-20						1			
	Other enrolled students, 2019-20						8			
	All program completers, 2019-20						26	23	88%	171
	All program completers, 2018-19						57	57	100%	172
	All program completers, 2017-18						51	51	100%	174
<b>ELEM ED MULTI SUBJ MATHEMATICS (5003)</b>  Test Company: ETS Score Range: 100-200	All enrolled students who have completed all nonclinical courses, 2019-20						13	12	92%	178
	Other enrolled students, 2019-20	1				157	48	45	94%	177
	All program completers, 2019-20						6			
	All program completers, 2018-19									
	All program completers, 2017-18									


Single Assessment Institution-Level Pass Rate Data: *Alternative Teacher Preparation Program Within IHE*

	<b>HEOA - Title II</b> <b>2019 - 2020 Academic Year</b>	
	<b>Institution Name</b>	BELMONT UNIVERSITY
	<b>Institution Code</b>	1058
	<b>State</b>	Tennessee

April 5, 2021

Assessment Information <sup>1</sup>	Group	Number Taking Assessment	Number Passing Assessment	Institutional Pass Rate	Institutional Average Scaled Score	Assessment Cut Score <sup>2</sup>	Statewide			
							Number Taking Assessment	Number Passing Assessment	Statewide Pass Rate	Statewide Average Scaled Score
<b>ELEM ED MULTI SUBJ READING LANG ARTS (5002)</b>  Test Company: ETS Score Range: 100-200	All enrolled students who have completed all nonclinical courses, 2019-20						13	13	100%	175
	Other enrolled students, 2019-20	1				157	48	47	98%	174
	All program completers, 2019-20						6			
	All program completers, 2018-19									
	All program completers, 2017-18									
<b>ELEM ED MULTI SUBJ SCIENCES (5005)</b>  Test Company: ETS Score Range: 100-200	All enrolled students who have completed all nonclinical courses, 2019-20						13	13	100%	176
	Other enrolled students, 2019-20	1				159	47	44	94%	172
	All program completers, 2019-20						6			
	All program completers, 2018-19									
	All program completers, 2017-18									
<b>ELEM ED MULTI SUBJ SOCIAL STUDIES (5004)</b>  Test Company: ETS Score Range: 100-200	All enrolled students who have completed all nonclinical courses, 2019-20						13	13	100%	171
	Other enrolled students, 2019-20	1				155	47	44	94%	175
	All program completers, 2019-20						6			
	All program completers, 2018-19									
	All program completers, 2017-18									
<b>ENGLISH LANGUAGE ARTS: CK (5038)</b>  Test Company: ETS Score Range: 100-200	All enrolled students who have completed all nonclinical courses, 2019-20						17	17	100%	182
	Other enrolled students, 2019-20	1				167	91	85	93%	177
	All program completers, 2019-20						45	44	98%	178
	All program completers, 2018-19						84	80	95%	178
	All program completers, 2017-18						52	52	100%	179


**Single Assessment Institution-Level Pass Rate Data: Alternative Teacher Preparation Program Within IHE**

	<b>HEOA - Title II 2019 - 2020 Academic Year</b>	
	<b>Institution Name</b>	BELMONT UNIVERSITY
	<b>Institution Code</b>	1058
	<b>State</b>	Tennessee

April 5, 2021

Assessment Information <sup>1</sup>	Group	Number Taking Assessment	Number Passing Assessment	Institutional Pass Rate	Institutional Average Scaled Score	Assessment Cut Score <sup>2</sup>	Statewide			
							Number Taking Assessment	Number Passing Assessment	Statewide Pass Rate	Statewide Average Scaled Score
<b>ENGLISH TO SPEAKERS OF OTHER LANGUAGES (DISC) (5361)</b>  Test Company: ETS Score Range: 100-200	All enrolled students who have completed all nonclinical courses, 2019-20									
	Other enrolled students, 2019-20						1			
	All program completers, 2019-20						6			
	All program completers, 2018-19	1				143	13	13	100%	159
	All program completers, 2017-18	1				143	11	11	100%	158
<b>ENGLISH TO SPEAKERS OF OTHER LANGUAGES (5362)</b>  Test Company: ETS Score Range: 100-200	All enrolled students who have completed all nonclinical courses, 2019-20						8			
	Other enrolled students, 2019-20	2				155	58	58	100%	176
	All program completers, 2019-20						9			
	All program completers, 2018-19						16	16	100%	173
	All program completers, 2017-18						3			
<b>FAMILY AND CONSUMER SCIENCES (5122)</b>  Test Company: ETS Score Range: 100-200	All enrolled students who have completed all nonclinical courses, 2019-20									
	Other enrolled students, 2019-20						3			
	All program completers, 2019-20						2			
	All program completers, 2018-19						4			
	All program completers, 2017-18						4			
<b>FRENCH WORLD LANGUAGE (5174)</b>  Test Company: ETS Score Range: 100-200	All enrolled students who have completed all nonclinical courses, 2019-20						1			
	Other enrolled students, 2019-20						5			
	All program completers, 2019-20						5			
	All program completers, 2018-19						4			
	All program completers, 2017-18						5			

**Single Assessment Institution-Level Pass Rate Data: Alternative Teacher Preparation Program Within IHE**


	<b>HEOA - Title II 2019 - 2020 Academic Year</b>	
	<b>Institution Name</b>	BELMONT UNIVERSITY
	<b>Institution Code</b>	1058
	<b>State</b>	Tennessee

April 5, 2021

Assessment Information <sup>1</sup>	Group	Number Taking Assessment	Number Passing Assessment	Institutional Pass Rate	Institutional Average Scaled Score	Assessment Cut Score <sup>2</sup>	Statewide				
							Number Taking Assessment	Number Passing Assessment	Statewide Pass Rate	Statewide Average Scaled Score	
<b>GEOGRAPHY (5921)</b>  Test Company: ETS Score Range: 100-200	All enrolled students who have completed all nonclinical courses, 2019-20										
	Other enrolled students, 2019-20										
	All program completers, 2019-20										
	All program completers, 2018-19						1				
	All program completers, 2017-18										
<b>GERMAN WORLD LANGUAGE (5183)</b>  Test Company: ETS Score Range: 100-200	All enrolled students who have completed all nonclinical courses, 2019-20										
	Other enrolled students, 2019-20										
	All program completers, 2019-20										
	All program completers, 2018-19										
	All program completers, 2017-18						1				
<b>GIFTED EDUCATION (5358)</b>  Test Company: ETS Score Range: 100-200	All enrolled students who have completed all nonclinical courses, 2019-20						1				
	Other enrolled students, 2019-20										
	All program completers, 2019-20										
	All program completers, 2018-19										
	All program completers, 2017-18										
<b>GOVERNMENT POLITICAL SCIENCE (5931)</b>  Test Company: ETS Score Range: 100-200	All enrolled students who have completed all nonclinical courses, 2019-20										
	Other enrolled students, 2019-20						4				
	All program completers, 2019-20						4				
	All program completers, 2018-19						5				
	All program completers, 2017-18						1				




**Single Assessment Institution-Level Pass Rate Data: Alternative Teacher Preparation Program Within IHE**

	<b>HEOA - Title II 2019 - 2020 Academic Year</b>	
	<b>Institution Name</b>	BELMONT UNIVERSITY
	<b>Institution Code</b>	1058
	<b>State</b>	Tennessee

April 5, 2021

Assessment Information <sup>1</sup>	Group	Number Taking Assessment	Number Passing Assessment	Institutional Pass Rate	Institutional Average Scaled Score	Assessment Cut Score <sup>2</sup>	Statewide			
							Number Taking Assessment	Number Passing Assessment	Statewide Pass Rate	Statewide Average Scaled Score
<b>HEALTH EDUCATION (5551)</b>  Test Company: ETS Score Range: 100-200	All enrolled students who have completed all nonclinical courses, 2019-20						1			
	Other enrolled students, 2019-20						4			
	All program completers, 2019-20						4			
	All program completers, 2018-19						5			
	All program completers, 2017-18						3			
<b>LATIN (5601)</b>  Test Company: ETS Score Range: 100-200	All enrolled students who have completed all nonclinical courses, 2019-20									
	Other enrolled students, 2019-20						3			
	All program completers, 2019-20									
	All program completers, 2018-19									
	All program completers, 2017-18						2			
<b>LIBRARY MEDIA SPECIALIST (5311)</b>  Test Company: ETS Score Range: 100-200	All enrolled students who have completed all nonclinical courses, 2019-20									
	Other enrolled students, 2019-20						4			
	All program completers, 2019-20						1			
	All program completers, 2018-19									
	All program completers, 2017-18						4			
<b>MARKETING EDUCATION (5561)</b>  Test Company: ETS Score Range: 100-200	All enrolled students who have completed all nonclinical courses, 2019-20									
	Other enrolled students, 2019-20						1			
	All program completers, 2019-20						3			
	All program completers, 2018-19									
	All program completers, 2017-18									


**Single Assessment Institution-Level Pass Rate Data: Alternative Teacher Preparation Program Within IHE**

	<b>HEOA - Title II 2019 - 2020 Academic Year</b>	
	<b>Institution Name</b>	BELMONT UNIVERSITY
	<b>Institution Code</b>	1058
	<b>State</b>	Tennessee

April 5, 2021

Assessment Information <sup>1</sup>	Group	Number Taking Assessment	Number Passing Assessment	Institutional Pass Rate	Institutional Average Scaled Score	Assessment Cut Score <sup>2</sup>	Statewide			
							Number Taking Assessment	Number Passing Assessment	Statewide Pass Rate	Statewide Average Scaled Score
<b>MATHEMATICS CONTENT KNOWLEDGE (5161)</b>  Test Company: ETS Score Range: 100-200	All enrolled students who have completed all nonclinical courses, 2019-20						11	9	82%	165
	Other enrolled students, 2019-20	4				160	67	51	76%	164
	All program completers, 2019-20						23	21	91%	167
	All program completers, 2018-19						40	35	88%	164
	All program completers, 2017-18						25	24	96%	172
<b>MIDDLE SCHOOL CONTENT KNOWLEDGE (5146)</b>  Test Company: ETS Score Range: 100-200	All enrolled students who have completed all nonclinical courses, 2019-20									
	Other enrolled students, 2019-20						3			
	All program completers, 2019-20	1				150	2			
	All program completers, 2018-19						11	11	100%	161
	All program completers, 2017-18						18	18	100%	165
<b>MIDDLE SCHOOL ENG LANG ARTS (5047)</b>  Test Company: ETS Score Range: 100-200	All enrolled students who have completed all nonclinical courses, 2019-20									
	Other enrolled students, 2019-20						4			
	All program completers, 2019-20						6			
	All program completers, 2018-19						5			
	All program completers, 2017-18						11	11	100%	177
<b>MIDDLE SCHOOL MATHEMATICS (5169)</b>  Test Company: ETS Score Range: 100-200	All enrolled students who have completed all nonclinical courses, 2019-20						4			
	Other enrolled students, 2019-20						34	32	94%	174
	All program completers, 2019-20						16	15	94%	177
	All program completers, 2018-19						21	21	100%	179
	All program completers, 2017-18						13	13	100%	176


**Single Assessment Institution-Level Pass Rate Data: Alternative Teacher Preparation Program Within IHE**

	<b>HEOA - Title II 2019 - 2020 Academic Year</b>	
	<b>Institution Name</b>	BELMONT UNIVERSITY
	<b>Institution Code</b>	1058
	<b>State</b>	Tennessee

April 5, 2021

Assessment Information <sup>1</sup>	Group	Number Taking Assessment	Number Passing Assessment	Institutional Pass Rate	Institutional Average Scaled Score	Assessment Cut Score <sup>2</sup>	Statewide				
							Number Taking Assessment	Number Passing Assessment	Statewide Pass Rate	Statewide Average Scaled Score	
<b>MIDDLE SCHOOL SCIENCE (5440)</b>  Test Company: ETS Score Range: 100-200	All enrolled students who have completed all nonclinical courses, 2019-20						1				
	Other enrolled students, 2019-20						17	17	100%	164	
	All program completers, 2019-20						2				
	All program completers, 2018-19						7				
	All program completers, 2017-18						5				
<b>MIDDLE SCHOOL SOCIAL STUDIES (5089)</b>  Test Company: ETS Score Range: 100-200	All enrolled students who have completed all nonclinical courses, 2019-20										
	Other enrolled students, 2019-20						7				
	All program completers, 2019-20						1				
	All program completers, 2018-19						3				
	All program completers, 2017-18						15	15	100%	185	
<b>MUSIC CONTENT &amp; INSTRUCTION (5114)</b>  Test Company: ETS Score Range: 100-200	All enrolled students who have completed all nonclinical courses, 2019-20						3				
	Other enrolled students, 2019-20						10	6	60%	157	
	All program completers, 2019-20						5				
	All program completers, 2018-19						8				
	All program completers, 2017-18						6				
<b>PHYSICAL ED CONTENT AND DESIGN (5095)</b>  Test Company: ETS Score Range: 100-200	All enrolled students who have completed all nonclinical courses, 2019-20						8				
	Other enrolled students, 2019-20						32	16	50%	161	
	All program completers, 2019-20						17	17	100%	171	
	All program completers, 2018-19						22	21	95%	171	
	All program completers, 2017-18						23	21	91%	168	

**Single Assessment Institution-Level Pass Rate Data: Alternative Teacher Preparation Program Within IHE**

	<b>HEOA - Title II 2019 - 2020 Academic Year</b>
	<b>Institution Name</b>
	<b>Institution Code</b>
	<b>State</b>

BELMONT UNIVERSITY


1058

Tennessee

April 5, 2021

Assessment Information <sup>1</sup>	Group	Number Taking Assessment	Number Passing Assessment	Institutional Pass Rate	Institutional Average Scaled Score	Assessment Cut Score <sup>2</sup>	Statewide			
							Number Taking Assessment	Number Passing Assessment	Statewide Pass Rate	Statewide Average Scaled Score
<b>PHYSICS CONTENT KNOWLEDGE (5265)</b>  Test Company: ETS Score Range: 100-200	All enrolled students who have completed all nonclinical courses, 2019-20									
	Other enrolled students, 2019-20						6			
	All program completers, 2019-20						4			
	All program completers, 2018-19						1			
	All program completers, 2017-18						1			
<b>PRINC LEARNING AND TEACHING 5-9 (5623)</b>  Test Company: ETS Score Range: 100-200	All enrolled students who have completed all nonclinical courses, 2019-20						1			
	Other enrolled students, 2019-20						10	9	90%	175
	All program completers, 2019-20						12	11	92%	171
	All program completers, 2018-19	1				160	44	44	100%	178
	All program completers, 2017-18						63	63	100%	178
<b>PRINC LEARNING AND TEACHING 7-12 (5624)</b>  Test Company: ETS Score Range: 100-200	All enrolled students who have completed all nonclinical courses, 2019-20						8			
	Other enrolled students, 2019-20						72	62	86%	169
	All program completers, 2019-20	1				157	116	115	99%	174
	All program completers, 2018-19	2				157	276	271	98%	175
	All program completers, 2017-18	2				157	248	242	98%	176
<b>PRINC LEARNING AND TEACHING EARLY CHILD (5621)</b>  Test Company: ETS Score Range: 100-200	All enrolled students who have completed all nonclinical courses, 2019-20									
	Other enrolled students, 2019-20						9			
	All program completers, 2019-20						5			
	All program completers, 2018-19						6			
	All program completers, 2017-18						6			


**Single Assessment Institution-Level Pass Rate Data: Alternative Teacher Preparation Program Within IHE**

	<b>HEOA - Title II 2019 - 2020 Academic Year</b>	
	<b>Institution Name</b>	BELMONT UNIVERSITY
	<b>Institution Code</b>	1058
	<b>State</b>	Tennessee

April 5, 2021

Assessment Information <sup>1</sup>	Group	Number Taking Assessment	Number Passing Assessment	Institutional Pass Rate	Institutional Average Scaled Score	Assessment Cut Score <sup>2</sup>	Statewide			
							Number Taking Assessment	Number Passing Assessment	Statewide Pass Rate	Statewide Average Scaled Score
<b>PRINC LEARNING AND TEACHING K-6 (5622)</b>  Test Company: ETS Score Range: 100-200	All enrolled students who have completed all nonclinical courses, 2019-20						6			
	Other enrolled students, 2019-20						46	40	87%	167
	All program completers, 2019-20	1				160	51	49	96%	173
	All program completers, 2018-19						94	94	100%	176
	All program completers, 2017-18						92	90	98%	176
<b>PSYCHOLOGY (5391)</b>  Test Company: ETS Score Range: 100-200	All enrolled students who have completed all nonclinical courses, 2019-20						1			
	Other enrolled students, 2019-20						3			
	All program completers, 2019-20	1				154	1			
	All program completers, 2018-19						2			
	All program completers, 2017-18						1			
<b>SE CK AND MILD TO MODERATE APPL (5543)</b>  Test Company: ETS Score Range: 100-200	All enrolled students who have completed all nonclinical courses, 2019-20						31	31	100%	165
	Other enrolled students, 2019-20						147	143	97%	168
	All program completers, 2019-20						62	61	98%	167
	All program completers, 2018-19						78	78	100%	169
	All program completers, 2017-18						61	60	98%	167
<b>SE CK AND SEVERE TO PROF APPL (5545)</b>  Test Company: ETS Score Range: 100-200	All enrolled students who have completed all nonclinical courses, 2019-20						5			
	Other enrolled students, 2019-20						28	26	93%	173
	All program completers, 2019-20						12	12	100%	176
	All program completers, 2018-19						8			
	All program completers, 2017-18						7			

Single Assessment Institution-Level Pass Rate Data: *Alternative Teacher Preparation Program Within IHE*

	<b>HEOA - Title II</b> <b>2019 - 2020 Academic Year</b>
	<b>Institution Name</b>
	<b>Institution Code</b>
	<b>State</b>

BELMONT UNIVERSITY


1058

Tennessee

April 5, 2021

Assessment Information <sup>1</sup>	Group	Number Taking Assessment	Number Passing Assessment	Institutional Pass Rate	Institutional Average Scaled Score	Assessment Cut Score <sup>2</sup>	Statewide			
							Number Taking Assessment	Number Passing Assessment	Statewide Pass Rate	Statewide Average Scaled Score
<b>SE CORE KNOWLEDGE &amp; APPLICATIONS (5354)</b>  Test Company: ETS Score Range: 100-200	All enrolled students who have completed all nonclinical courses, 2019-20						1			
	Other enrolled students, 2019-20						4			
	All program completers, 2019-20						1			
	All program completers, 2018-19						3			
	All program completers, 2017-18									
<b>SE: PRESCHOOL EARLY CHILDHOOD (5691)</b>  Test Company: ETS Score Range: 100-200	All enrolled students who have completed all nonclinical courses, 2019-20									
	Other enrolled students, 2019-20						3			
	All program completers, 2019-20						1			
	All program completers, 2018-19						3			
	All program completers, 2017-18									
<b>SOCIOLOGY (5952)</b>  Test Company: ETS Score Range: 100-200	All enrolled students who have completed all nonclinical courses, 2019-20									
	Other enrolled students, 2019-20						1			
	All program completers, 2019-20						1			
	All program completers, 2018-19									
	All program completers, 2017-18						1			
<b>SPANISH WORLD LANGUAGE (5195)</b>  Test Company: ETS Score Range: 100-200	All enrolled students who have completed all nonclinical courses, 2019-20						7			
	Other enrolled students, 2019-20						26	18	69%	170
	All program completers, 2019-20						13	13	100%	173
	All program completers, 2018-19						25	25	100%	178
	All program completers, 2017-18						25	22	88%	171


**Single Assessment Institution-Level Pass Rate Data: Alternative Teacher Preparation Program Within IHE**

	<b>HEOA - Title II 2019 - 2020 Academic Year</b>	
	<b>Institution Name</b>	BELMONT UNIVERSITY
	<b>Institution Code</b>	1058
	<b>State</b>	Tennessee

April 5, 2021

Assessment Information <sup>1</sup>	Group	Number Taking Assessment	Number Passing Assessment	Institutional Pass Rate	Institutional Average Scaled Score	Assessment Cut Score <sup>2</sup>	Statewide				
							Number Taking Assessment	Number Passing Assessment	Statewide Pass Rate	Statewide Average Scaled Score	
<b>SPEECH COMMUNICATION: CK (5221)</b>  Test Company: ETS Score Range: 100-200	All enrolled students who have completed all nonclinical courses, 2019-20										
	Other enrolled students, 2019-20										
	All program completers, 2019-20						1				
	All program completers, 2018-19						2				
	All program completers, 2017-18										
<b>TEACHING READING: ELEM EDUCATION (5203)</b>  Test Company: ETS Score Range: 100-200	All enrolled students who have completed all nonclinical courses, 2019-20						26	23	88%	171	
	Other enrolled students, 2019-20	3				162	110	88	80%	170	
	All program completers, 2019-20	1				162	142	138	97%	173	
	All program completers, 2018-19						211	205	97%	173	
	All program completers, 2017-18						180	175	97%	175	
<b>TEACHING READING: ELEMENTARY (5205)</b>  Test Company: ETS Score Range: 100-200	All enrolled students who have completed all nonclinical courses, 2019-20						3				
	Other enrolled students, 2019-20						5				
	All program completers, 2019-20										
	All program completers, 2018-19										
	All program completers, 2017-18										
<b>TECHNOLOGY EDUCATION (5051)</b>  Test Company: ETS Score Range: 100-200	All enrolled students who have completed all nonclinical courses, 2019-20										
	Other enrolled students, 2019-20										
	All program completers, 2019-20										
	All program completers, 2018-19						1				
	All program completers, 2017-18						3				

**Single Assessment Institution-Level Pass Rate Data: Alternative Teacher Preparation Program Within IHE**


	<b>HEOA - Title II 2019 - 2020 Academic Year</b>	
	<b>Institution Name</b>	BELMONT UNIVERSITY
	<b>Institution Code</b>	1058
	<b>State</b>	Tennessee

April 5, 2021

Assessment Information <sup>1</sup>	Group	Number Taking Assessment	Number Passing Assessment	Institutional Pass Rate	Institutional Average Scaled Score	Assessment Cut Score <sup>2</sup>	Statewide			
							Number Taking Assessment	Number Passing Assessment	Statewide Pass Rate	Statewide Average Scaled Score
<b>THEATRE (5641)</b>  Test Company: ETS Score Range: 100-200	All enrolled students who have completed all nonclinical courses, 2019-20									
	Other enrolled students, 2019-20						5			
	All program completers, 2019-20						3			
	All program completers, 2018-19						3			
	All program completers, 2017-18						4			
<b>WORLD AND U.S. HISTORY CK (5941)</b>  Test Company: ETS Score Range: 100-200	All enrolled students who have completed all nonclinical courses, 2019-20						15	11	73%	162
	Other enrolled students, 2019-20						32	23	72%	160
	All program completers, 2019-20						31	31	100%	162
	All program completers, 2018-19	1				157	46	45	98%	165
	All program completers, 2017-18						24	23	96%	158
<b>EDTPA: AGRICULTURAL EDUCATION (TPA0100)</b>  Test Company: E.S. Pearson* Score Range: 15-75	All enrolled students who have completed all nonclinical courses, 2019-20									
	Other enrolled students, 2019-20									
	All program completers, 2019-20						3			
	All program completers, 2018-19									
	All program completers, 2017-18									
<b>EDTPA: FAMILY AND CONSUMER SCIENCES (TPA0117)</b>  Test Company: E.S. Pearson* Score Range: 15-75	All enrolled students who have completed all nonclinical courses, 2019-20									
	Other enrolled students, 2019-20									
	All program completers, 2019-20									
	All program completers, 2018-19						1			
	All program completers, 2017-18						1			



Single Assessment Institution-Level Pass Rate Data: *Alternative Teacher Preparation Program Within IHE*

	<b>HEOA - Title II</b> <b>2019 - 2020 Academic Year</b>
	<b>Institution Name</b>
	<b>Institution Code</b>
	<b>State</b>

BELMONT UNIVERSITY


1058

Tennessee

April 5, 2021

Assessment Information <sup>1</sup>	Group	Number Taking Assessment	Number Passing Assessment	Institutional Pass Rate	Institutional Average Scaled Score	Assessment Cut Score <sup>2</sup>	Statewide			
							Number Taking Assessment	Number Passing Assessment	Statewide Pass Rate	Statewide Average Scaled Score
<b>EDTPA: BUSINESS EDUCATION (TPA0102)</b>  Test Company: E.S. Pearson* Score Range: 15-75	All enrolled students who have completed all nonclinical courses, 2019-20									
	Other enrolled students, 2019-20						1			
	All program completers, 2019-20						6			
	All program completers, 2018-19						1			
	All program completers, 2017-18						3			
<b>EDTPA: CLASSICAL LANGUAGES (TPA0104)</b>  Test Company: E.S. Pearson* Score Range: 13-65	All enrolled students who have completed all nonclinical courses, 2019-20									
	Other enrolled students, 2019-20						1			
	All program completers, 2019-20						1			
	All program completers, 2018-19									
	All program completers, 2017-18									
<b>EDTPA: EARLY CHILDHOOD (TPA0014)</b>  Test Company: E.S. Pearson* Score Range: 15-75	All enrolled students who have completed all nonclinical courses, 2019-20									
	Other enrolled students, 2019-20						1			
	All program completers, 2019-20						3			
	All program completers, 2018-19						3			
	All program completers, 2017-18									
<b>EDTPA: ELEM ED LITERACY WITH MATHEMATICS TASK 4 (TPA0110)</b>  Test Company: E.S. Pearson* Score Range: 18-90	All enrolled students who have completed all nonclinical courses, 2019-20									
	Other enrolled students, 2019-20									
	All program completers, 2019-20						4			
	All program completers, 2018-19									
	All program completers, 2017-18									


**Single Assessment Institution-Level Pass Rate Data: Alternative Teacher Preparation Program Within IHE**

	<b>HEOA - Title II 2019 - 2020 Academic Year</b>	
	<b>Institution Name</b>	BELMONT UNIVERSITY
	<b>Institution Code</b>	1058
	<b>State</b>	Tennessee

April 5, 2021

Assessment Information <sup>1</sup>	Group	Number Taking Assessment	Number Passing Assessment	Institutional Pass Rate	Institutional Average Scaled Score	Assessment Cut Score <sup>2</sup>	Statewide			
							Number Taking Assessment	Number Passing Assessment	Statewide Pass Rate	Statewide Average Scaled Score
<b>EDTPA: ELEMENTARY LITERACY (TPA0001)</b>  Test Company: E.S. Pearson* Score Range: 15-75	All enrolled students who have completed all nonclinical courses, 2019-20									
	Other enrolled students, 2019-20	1				40	6			
	All program completers, 2019-20						23	23	100%	47
	All program completers, 2018-19						15	15	100%	47
	All program completers, 2017-18						5			
<b>EDTPA: ELEMENTARY MATHEMATICS (TPA0002)</b>  Test Company: E.S. Pearson* Score Range: 15-75	All enrolled students who have completed all nonclinical courses, 2019-20						1			
	Other enrolled students, 2019-20									
	All program completers, 2019-20						5			
	All program completers, 2018-19						12	12	100%	47
	All program completers, 2017-18						1			
<b>EDTPA: ENGLISH AS AN ADDITIONAL LANGUAGE (TPA0115)</b>  Test Company: E.S. Pearson* Score Range: 15-75	All enrolled students who have completed all nonclinical courses, 2019-20									
	Other enrolled students, 2019-20						5			
	All program completers, 2019-20						7			
	All program completers, 2018-19						9			
	All program completers, 2017-18						2			
<b>EDTPA: HEALTH EDUCATION (TPA0119)</b>  Test Company: E.S. Pearson* Score Range: 15-75	All enrolled students who have completed all nonclinical courses, 2019-20									
	Other enrolled students, 2019-20									
	All program completers, 2019-20						1			
	All program completers, 2018-19									
	All program completers, 2017-18									

**Single Assessment Institution-Level Pass Rate Data: Alternative Teacher Preparation Program Within IHE**

	<b>HEOA - Title II 2019 - 2020 Academic Year</b>
	<b>Institution Name</b>
	<b>Institution Code</b>
	<b>State</b>

BELMONT UNIVERSITY


1058

Tennessee


April 5, 2021

Assessment Information <sup>1</sup>	Group	Number Taking Assessment	Number Passing Assessment	Institutional Pass Rate	Institutional Average Scaled Score	Assessment Cut Score <sup>2</sup>	Statewide			
							Number Taking Assessment	Number Passing Assessment	Statewide Pass Rate	Statewide Average Scaled Score
<b>EDTPA: K-12 PERFORMING ARTS (TPA0021)</b>  Test Company: E.S. Pearson* Score Range: 15-75	All enrolled students who have completed all nonclinical courses, 2019-20									
	Other enrolled students, 2019-20						1			
	All program completers, 2019-20						3			
	All program completers, 2018-19						3			
	All program completers, 2017-18									
<b>EDTPA: K-12 PHYSICAL EDUCATION (TPA0011)</b>  Test Company: E.S. Pearson* Score Range: 15-75	All enrolled students who have completed all nonclinical courses, 2019-20						2			
	Other enrolled students, 2019-20						3			
	All program completers, 2019-20						4			
	All program completers, 2018-19						4			
	All program completers, 2017-18						2			
<b>EDTPA: MIDDLE CHILDHOOD ENGLISH LANGUAGE ARTS (TPA0018)</b>  Test Company: E.S. Pearson* Score Range: 15-75	All enrolled students who have completed all nonclinical courses, 2019-20									
	Other enrolled students, 2019-20						1			
	All program completers, 2019-20						5			
	All program completers, 2018-19						1			
	All program completers, 2017-18									
<b>EDTPA: MIDDLE CHILDHOOD HISTORY-SOCIAL STUDIES (TPA0019)</b>  Test Company: E.S. Pearson* Score Range: 15-75	All enrolled students who have completed all nonclinical courses, 2019-20									
	Other enrolled students, 2019-20									
	All program completers, 2019-20									
	All program completers, 2018-19									
	All program completers, 2017-18						1			

Single Assessment Institution-Level Pass Rate Data: *Alternative Teacher Preparation Program Within IHE*

		<b>HEOA - Title II 2019 - 2020 Academic Year</b>								
Institution Name		BELMONT UNIVERSITY								
Institution Code		1058								
State		Tennessee								
							April 5, 2021			
Assessment Information <sup>1</sup>	Group	Number Taking Assessment	Number Passing Assessment	Institutional Pass Rate	Institutional Average Scaled Score	Assessment Cut Score <sup>2</sup>	Statewide			
							Number Taking Assessment	Number Passing Assessment	Statewide Pass Rate	Statewide Average Scaled Score
<b>EDTPA: MIDDLE CHILDHOOD MATHEMATICS (TPA0016)</b>  Test Company: E.S. Pearson* Score Range: 15-75	All enrolled students who have completed all nonclinical courses, 2019-20									
	Other enrolled students, 2019-20						1			
	All program completers, 2019-20						8			
	All program completers, 2018-19						2			
	All program completers, 2017-18									
<b>EDTPA: MIDDLE CHILDHOOD SCIENCE (TPA0017)</b>  Test Company: E.S. Pearson* Score Range: 15-75	All enrolled students who have completed all nonclinical courses, 2019-20									
	Other enrolled students, 2019-20						2			
	All program completers, 2019-20						1			
	All program completers, 2018-19						1			
	All program completers, 2017-18									
<b>EDTPA: SECONDARY ENGLISH LANGUAGE ARTS (TPA0003)</b>  Test Company: E.S. Pearson* Score Range: 15-75	All enrolled students who have completed all nonclinical courses, 2019-20									
	Other enrolled students, 2019-20						3			
	All program completers, 2019-20						29	29	100%	46
	All program completers, 2018-19						16	16	100%	48
	All program completers, 2017-18						4			
<b>EDTPA: SECONDARY HISTORY-SOCIAL STUDIES (TPA0004)</b>  Test Company: E.S. Pearson* Score Range: 15-75	All enrolled students who have completed all nonclinical courses, 2019-20						1			
	Other enrolled students, 2019-20						3			
	All program completers, 2019-20						16	16	100%	45
	All program completers, 2018-19						12	12	100%	47
	All program completers, 2017-18						2			

**Single Assessment Institution-Level Pass Rate Data: Alternative Teacher Preparation Program Within IHE**

	<b>HEOA - Title II 2019 - 2020 Academic Year</b>
	<b>Institution Name</b>
	<b>Institution Code</b>
	<b>State</b>

BELMONT UNIVERSITY


1058

Tennessee

April 5, 2021

Assessment Information <sup>1</sup>	Group	Number Taking Assessment	Number Passing Assessment	Institutional Pass Rate	Institutional Average Scaled Score	Assessment Cut Score <sup>2</sup>	Statewide			
							Number Taking Assessment	Number Passing Assessment	Statewide Pass Rate	Statewide Average Scaled Score
<b>EDTPA: SECONDARY MATHEMATICS (TPA0005)</b>  Test Company: E.S. Pearson* Score Range: 15-75	All enrolled students who have completed all nonclinical courses, 2019-20						1			
	Other enrolled students, 2019-20						7			
	All program completers, 2019-20						14	13	93%	41
	All program completers, 2018-19						8			
	All program completers, 2017-18						3			
<b>EDTPA: SECONDARY SCIENCE (TPA0006)</b>  Test Company: E.S. Pearson* Score Range: 15-75	All enrolled students who have completed all nonclinical courses, 2019-20						2			
	Other enrolled students, 2019-20						5			
	All program completers, 2019-20						19	17	89%	43
	All program completers, 2018-19						15	14	93%	44
	All program completers, 2017-18						3			
<b>EDTPA: SPECIAL EDUCATION (TPA0012)</b>  Test Company: E.S. Pearson* Score Range: 15-75	All enrolled students who have completed all nonclinical courses, 2019-20						10	4	40%	37
	Other enrolled students, 2019-20						23	19	83%	43
	All program completers, 2019-20						27	26	96%	45
	All program completers, 2018-19						19	18	95%	44
	All program completers, 2017-18						6			
<b>EDTPA: TECHNOLOGY AND ENGINEERING EDUCATION (TPA0143)</b>  Test Company: E.S. Pearson* Score Range: 15-75	All enrolled students who have completed all nonclinical courses, 2019-20									
	Other enrolled students, 2019-20									
	All program completers, 2019-20									
	All program completers, 2018-19									
	All program completers, 2017-18						2			

**Single Assessment Institution-Level Pass Rate Data: Alternative Teacher Preparation Program Within IHE**

		<b>HEOA - Title II 2019 - 2020 Academic Year</b>								
Institution Name		BELMONT UNIVERSITY								
Institution Code		1058								
State		Tennessee								
							Statewide			
Assessment Information <sup>1</sup>	Group	Number Taking Assessment	Number Passing Assessment	Institutional Pass Rate	Institutional Average Scaled Score	Assessment Cut Score <sup>2</sup>	Number Taking Assessment	Number Passing Assessment	Statewide Pass Rate	Statewide Average Scaled Score
<b>EDTPA: VISUAL ARTS (TPA0015)</b>  Test Company: E.S. Pearson* Score Range: 15-75	All enrolled students who have completed all nonclinical courses, 2019-20									
	Other enrolled students, 2019-20						1			
	All program completers, 2019-20						3			
	All program completers, 2018-19						2			
	All program completers, 2017-18									
<b>EDTPA: WORLD LANGUAGES (TPA0020)</b>  Test Company: E.S. Pearson* Score Range: 13-65	All enrolled students who have completed all nonclinical courses, 2019-20						1			
	Other enrolled students, 2019-20						4			
	All program completers, 2019-20						10	10	100%	41
	All program completers, 2018-19						4			
	All program completers, 2017-18						5			
<b>MATHEMATICS (MIDDLE GRADES AND EARLY SECONDARY) (ESP0105)</b>  Test Company: E.S. Pearson* Score Range: 100-300	All enrolled students who have completed all nonclinical courses, 2019-20									
	Other enrolled students, 2019-20						2			
	All program completers, 2019-20									
	All program completers, 2018-19									
	All program completers, 2017-18									
<b>MATHEMATICS (ESP0304)</b>  Test Company: E.S. Pearson* Score Range: 100-300	All enrolled students who have completed all nonclinical courses, 2019-20						2			
	Other enrolled students, 2019-20						12	10	83%	228
	All program completers, 2019-20						1			
	All program completers, 2018-19						1			
	All program completers, 2017-18									

April 5, 2021

Note: In cases where there are less than ten students taking the assessment or license/certificate, the number passing and pass rate are not reported.

<sup>1</sup>Tests with multiple delivery options (computer, paper, etc.) will be noted with the assessment code for one format only.

<sup>2</sup>Cut scores may vary for groups depending upon when the cut scores are established by the state and when each group completed their teacher certification or licensure assessment.

\*Questions regarding tests listed by this testing company must be addressed to your state Title II Coordinator.