

Search State Board of Education



Educator Preparation Report Card

For better viewing of the educator preparation report card, please access this site on your desktop.

Belmont University

1900 Belmont Blvd, Nashville, TN

<https://www.belmont.edu/education/>

Select a Page to View

Satisfaction ▼

Satisfaction

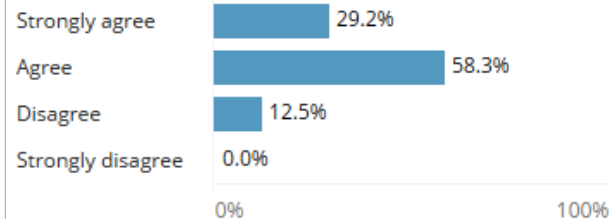
The Satisfaction domain reports how well cohort members feel that their preparation program prepared them for teaching. Data for this domain come from the annual [Tennessee Educator Survey](#).

Metrics

This domain includes three unscored metrics.

(No data is shown for metrics with an n-size smaller than 10.)

Preparedness from Coursework

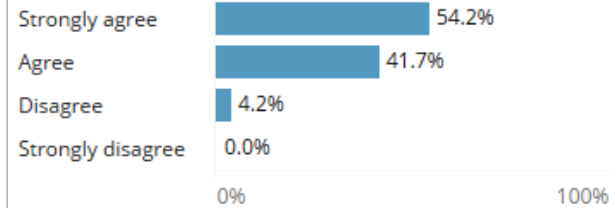


What is this metric?

This metric reports the extent to which cohort members agree that their EPP's coursework and program content prepared them for teaching.

This metric is unscored

Preparedness from Clinical Experience

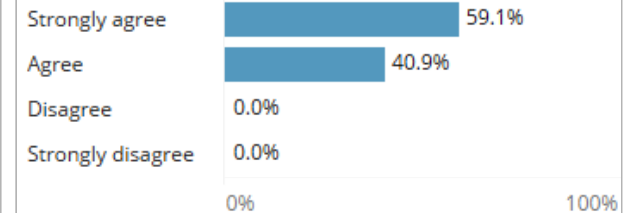


What is this metric?

This metric reports the extent to which cohort members agree that their clinical experience (e.g., student teaching, internship) prepared them for teaching.

This metric is unscored

Would Recommend Program



What is this metric?

This metric reports the extent to which cohort members agree that they would recommend their EPP to someone who was considering entering teaching.

This metric is unscored

Survey Response Rate

Belmont University 23.8%

