


Summary Institution-Level Pass Rate Data: *Traditional Teacher Preparation Program Within IHE*


		HEOA - Title II 2023 - 2024 Academic Year					
Institution Name		Belmont University					
Institution Code		1058					
State		Tennessee					
					April 4, 2025		
					Statewide		
Group		Number Taking Assessment ¹	Number Passing Assessment ²	Institutional Pass Rate	Number Taking Assessment ¹	Number Passing Assessment ²	Statewide Pass Rate
All program completers, 2023-24		48	41	85%	1557	1453	93%
All program completers, 2022-23		33	30	91%	1812	1673	92%
All program completers, 2021-22		43	37	86%	1750	1681	96%

Note: In cases where there are less than ten students taking the assessment or license/certificate, the number passing and pass rate are not reported.


¹ Number of completers taking one or more assessments within their area of specialization.

² Summary level "Number Taking Assessment" may differ from assessment level "Number Taking Assessment" because each student is counted once at the summary level but may be counted in multiple assessments at the assessment level.

Single Assessment Institution-Level Pass Rate Data: *Traditional Teacher Preparation Program Within IHE*


		HEOA - Title II 2023 - 2024 Academic Year								
Institution Name		Belmont University								
Institution Code		1058								
State		Tennessee		April 4, 2025						
							Statewide			
Assessment Information ¹	Group	Number Taking Assessment	Number Passing Assessment	Institutional Pass Rate	Institutional Average Scaled Score	Assessment Cut Score ²	Number Taking Assessment	Number Passing Assessment	Statewide Pass Rate	Statewide Average Scaled Score
AGRICULTURE (5701) Test Company: ETS Score Range: 100-200	All enrolled students who have completed all nonclinical courses, 2023-24						2			
	Other enrolled students, 2023-24						4			
	All program completers, 2023-24						19	19	100%	167
	All program completers, 2022-23						17	17	100%	162
	All program completers, 2021-22						21	19	90%	164
ART CONTENT AND ANALYSIS (5135) Test Company: ETS Score Range: 100-200	All enrolled students who have completed all nonclinical courses, 2023-24						6			
	Other enrolled students, 2023-24	3				161	22	16	73%	166
	All program completers, 2023-24	1				161	28	27	96%	169
	All program completers, 2022-23						41	40	98%	170
	All program completers, 2021-22						30	29	97%	169
BIOLOGY CONTENT KNOWLEDGE (0235) Test Company: ETS Score Range: 100-200	All enrolled students who have completed all nonclinical courses, 2023-24						13	13	100%	163
	Other enrolled students, 2023-24						5			
	All program completers, 2023-24						11	11	100%	164
	All program completers, 2022-23						54	53	98%	162
	All program completers, 2021-22	2				148	34	34	100%	162
BIOLOGY (5236) Test Company: ETS Score Range: 100-200	All enrolled students who have completed all nonclinical courses, 2023-24						1			
	Other enrolled students, 2023-24						8			
	All program completers, 2023-24						3			
	All program completers, 2022-23									
	All program completers, 2021-22									

Single Assessment Institution-Level Pass Rate Data: Traditional Teacher Preparation Program Within IHE

		HEOA - Title II 2023 - 2024 Academic Year								
Institution Name		Belmont University								
Institution Code		1058								
State		Tennessee								
							Statewide			
Assessment Information ¹	Group	Number Taking Assessment	Number Passing Assessment	Institutional Pass Rate	Institutional Average Scaled Score	Assessment Cut Score ²	Number Taking Assessment	Number Passing Assessment	Statewide Pass Rate	Statewide Average Scaled Score
BUSINESS ED CONTENT KNOWLEDGE (5101) Test Company: ETS Score Range: 100-200	All enrolled students who have completed all nonclinical courses, 2023-24						1			
	Other enrolled students, 2023-24						4			
	All program completers, 2023-24						4			
	All program completers, 2022-23						4			
	All program completers, 2021-22						5			
CHEMISTRY CONTENT KNOWLEDGE (0245) Test Company: ETS Score Range: 100-200	All enrolled students who have completed all nonclinical courses, 2023-24						1			
	Other enrolled students, 2023-24						2			
	All program completers, 2023-24						5			
	All program completers, 2022-23						10	10	100%	166
	All program completers, 2021-22						13	13	100%	168
CHEMISTRY (5246) Test Company: ETS Score Range: 100-200	All enrolled students who have completed all nonclinical courses, 2023-24									
	Other enrolled students, 2023-24						1			
	All program completers, 2023-24						3			
	All program completers, 2022-23									
	All program completers, 2021-22									
COMPUTER SCIENCE (5652) Test Company: ETS Score Range: 100-200	All enrolled students who have completed all nonclinical courses, 2023-24									
	Other enrolled students, 2023-24									
	All program completers, 2023-24						3			
	All program completers, 2022-23									
	All program completers, 2021-22									


April 4, 2025

Single Assessment Institution-Level Pass Rate Data: *Traditional Teacher Preparation Program Within IHE*

		HEOA - Title II 2023 - 2024 Academic Year								
Institution Name		Belmont University								
Institution Code		1058								
State		Tennessee								
							Statewide			
Assessment Information ¹	Group	Number Taking Assessment	Number Passing Assessment	Institutional Pass Rate	Institutional Average Scaled Score	Assessment Cut Score ²	Number Taking Assessment	Number Passing Assessment	Statewide Pass Rate	Statewide Average Scaled Score
EARLY CHILDHOOD EDUCATION (5025) Test Company: ETS Score Range: 100-200	All enrolled students who have completed all nonclinical courses, 2023-24						40	39	98%	171
	Other enrolled students, 2023-24	2				156	84	78	93%	174
	All program completers, 2023-24	2				156	138	135	98%	174
	All program completers, 2022-23	1				156	168	164	98%	172
	All program completers, 2021-22	3				156	149	148	99%	174
EARTH AND SPACE SCIENCES - CK (5571) Test Company: ETS Score Range: 100-200	All enrolled students who have completed all nonclinical courses, 2023-24									
	Other enrolled students, 2023-24						1			
	All program completers, 2023-24						1			
	All program completers, 2022-23						1			
	All program completers, 2021-22						2			
ECONOMICS (5911) Test Company: ETS Score Range: 100-200	All enrolled students who have completed all nonclinical courses, 2023-24									
	Other enrolled students, 2023-24									
	All program completers, 2023-24						3			
	All program completers, 2022-23						1			
	All program completers, 2021-22						1			
ED OF DEAF AND HARD OF HEARING (5272) Test Company: ETS Score Range: 100-200	All enrolled students who have completed all nonclinical courses, 2023-24									
	Other enrolled students, 2023-24						2			
	All program completers, 2023-24						3			
	All program completers, 2022-23						1			
	All program completers, 2021-22						3			


April 4, 2025

Single Assessment Institution-Level Pass Rate Data: *Traditional Teacher Preparation Program Within IHE*

		HEOA - Title II 2023 - 2024 Academic Year								
Institution Name		Belmont University								
Institution Code		1058								
State		Tennessee								
							Statewide			
Assessment Information ¹	Group	Number Taking Assessment	Number Passing Assessment	Institutional Pass Rate	Institutional Average Scaled Score	Assessment Cut Score ²	Number Taking Assessment	Number Passing Assessment	Statewide Pass Rate	Statewide Average Scaled Score
EDUCATION OF YOUNG CHILDREN (5024) Test Company: ETS Score Range: 100-200	All enrolled students who have completed all nonclinical courses, 2023-24						20	16	80%	166
	Other enrolled students, 2023-24	1				160	46	39	85%	170
	All program completers, 2023-24	1				160	109	107	98%	173
	All program completers, 2022-23						155	148	95%	170
	All program completers, 2021-22	1				160	144	142	99%	172
ELEM ED CONTENT KNOWLEDGE (5018) Test Company: ETS Score Range: 100-200	All enrolled students who have completed all nonclinical courses, 2023-24									
	Other enrolled students, 2023-24									
	All program completers, 2023-24									
	All program completers, 2022-23									
	All program completers, 2021-22						11	11	100%	174
ELEM ED CURR INSTRUC ASSESSMENT (5017) Test Company: ETS Score Range: 100-200	All enrolled students who have completed all nonclinical courses, 2023-24									
	Other enrolled students, 2023-24									
	All program completers, 2023-24									
	All program completers, 2022-23									
	All program completers, 2021-22						1			
ELEM ED MULTI SUBJ MATHEMATICS (5003) Test Company: ETS Score Range: 100-200	All enrolled students who have completed all nonclinical courses, 2023-24						208	184	88%	173
	Other enrolled students, 2023-24	11	10	91%	177	157	541	476	88%	174
	All program completers, 2023-24	19	17	89%	178	157	622	605	97%	176
	All program completers, 2022-23	18	18	100%	179	157	667	651	98%	177
	All program completers, 2021-22	14	14	100%	188	157	763	750	98%	177


April 4, 2025

Single Assessment Institution-Level Pass Rate Data: *Traditional Teacher Preparation Program Within IHE*

		HEOA - Title II 2023 - 2024 Academic Year								
Institution Name		Belmont University								
Institution Code		1058								
State		Tennessee								
							Statewide			
Assessment Information ¹	Group	Number Taking Assessment	Number Passing Assessment	Institutional Pass Rate	Institutional Average Scaled Score	Assessment Cut Score ²	Number Taking Assessment	Number Passing Assessment	Statewide Pass Rate	Statewide Average Scaled Score
ELEM ED MULTI SUBJ READING LANG ARTS (5002) Test Company: ETS Score Range: 100-200	All enrolled students who have completed all nonclinical courses, 2023-24						207	193	93%	170
	Other enrolled students, 2023-24	11	11	100%	181	157	536	496	93%	172
	All program completers, 2023-24	19	19	100%	177	157	622	616	99%	173
	All program completers, 2022-23	18	18	100%	174	157	666	654	98%	173
	All program completers, 2021-22	14	14	100%	176	157	762	756	99%	173
ELEM ED MULTI SUBJ SCIENCES (5005) Test Company: ETS Score Range: 100-200	All enrolled students who have completed all nonclinical courses, 2023-24						207	185	89%	170
	Other enrolled students, 2023-24	11	11	100%	173	159	542	473	87%	170
	All program completers, 2023-24	19	19	100%	176	159	624	603	97%	173
	All program completers, 2022-23	18	18	100%	170	159	664	649	98%	172
	All program completers, 2021-22	14	14	100%	173	159	761	752	99%	173
ELEM ED MULTI SUBJ SOCIAL STUDIES (5004) Test Company: ETS Score Range: 100-200	All enrolled students who have completed all nonclinical courses, 2023-24						202	177	88%	166
	Other enrolled students, 2023-24	11	11	100%	170	155	524	426	81%	166
	All program completers, 2023-24	19	19	100%	173	155	624	599	96%	168
	All program completers, 2022-23	18	18	100%	168	155	666	646	97%	168
	All program completers, 2021-22	14	14	100%	174	155	761	748	98%	169
ENGLISH LANGUAGE ARTS: CK (5038) Test Company: ETS Score Range: 100-200	All enrolled students who have completed all nonclinical courses, 2023-24						14	13	93%	181
	Other enrolled students, 2023-24	1				167	50	42	84%	176
	All program completers, 2023-24	2				167	58	56	97%	179
	All program completers, 2022-23						149	146	98%	179
	All program completers, 2021-22	2				167	124	123	99%	181


April 4, 2025

Single Assessment Institution-Level Pass Rate Data: Traditional Teacher Preparation Program Within IHE


		HEOA - Title II 2023 - 2024 Academic Year								
Institution Name		Belmont University								
Institution Code		1058								
State		Tennessee								
							Statewide			
Assessment Information ¹	Group	Number Taking Assessment	Number Passing Assessment	Institutional Pass Rate	Institutional Average Scaled Score	Assessment Cut Score ²	Number Taking Assessment	Number Passing Assessment	Statewide Pass Rate	Statewide Average Scaled Score
ENGLISH TO SPEAKERS OF OTHER LANGUAGES (5362) Test Company: ETS Score Range: 100-200	All enrolled students who have completed all nonclinical courses, 2023-24						17	16	94%	174
	Other enrolled students, 2023-24						21	17	81%	168
	All program completers, 2023-24	2				155	160	137	86%	168
	All program completers, 2022-23	1				155	94	93	99%	173
	All program completers, 2021-22						81	81	100%	176
FAMILY AND CONSUMER SCIENCES (5122) Test Company: ETS Score Range: 100-200	All enrolled students who have completed all nonclinical courses, 2023-24									
	Other enrolled students, 2023-24						1			
	All program completers, 2023-24						1			
	All program completers, 2022-23						9			
	All program completers, 2021-22						2			
FRENCH WORLD LANGUAGE (5174) Test Company: ETS Score Range: 100-200	All enrolled students who have completed all nonclinical courses, 2023-24									
	Other enrolled students, 2023-24									
	All program completers, 2023-24						2			
	All program completers, 2022-23						2			
	All program completers, 2021-22									
GEOGRAPHY (5921) Test Company: ETS Score Range: 100-200	All enrolled students who have completed all nonclinical courses, 2023-24									
	Other enrolled students, 2023-24						1			
	All program completers, 2023-24						4			
	All program completers, 2022-23						3			
	All program completers, 2021-22						3			

April 4, 2025

Single Assessment Institution-Level Pass Rate Data: *Traditional Teacher Preparation Program Within IHE*


		HEOA - Title II 2023 - 2024 Academic Year									
Institution Name		Belmont University									
Institution Code		1058									
State		Tennessee		April 4, 2025							
							Statewide				
Assessment Information ¹		Group	Number Taking Assessment	Number Passing Assessment	Institutional Pass Rate	Institutional Average Scaled Score	Assessment Cut Score ²	Number Taking Assessment	Number Passing Assessment	Statewide Pass Rate	Statewide Average Scaled Score
GERMAN WORLD LANGUAGE (5183) Test Company: ETS Score Range: 100-200		All enrolled students who have completed all nonclinical courses, 2023-24									
		Other enrolled students, 2023-24									
		All program completers, 2023-24									
		All program completers, 2022-23									
		All program completers, 2021-22						3			
GOVERNMENT POLITICAL SCIENCE (5931) Test Company: ETS Score Range: 100-200		All enrolled students who have completed all nonclinical courses, 2023-24									
		Other enrolled students, 2023-24						1			
		All program completers, 2023-24						4			
		All program completers, 2022-23						7			
		All program completers, 2021-22						7			
HEALTH AND PE (5857) Test Company: ETS Score Range: 100-200		All enrolled students who have completed all nonclinical courses, 2023-24						2			
		Other enrolled students, 2023-24						18	14	78%	163
		All program completers, 2023-24						10	10	100%	168
		All program completers, 2022-23						2			
		All program completers, 2021-22						1			
HEALTH EDUCATION (5551) Test Company: ETS Score Range: 100-200		All enrolled students who have completed all nonclinical courses, 2023-24						3			
		Other enrolled students, 2023-24						3			
		All program completers, 2023-24						22	22	100%	160
		All program completers, 2022-23						23	23	100%	163
		All program completers, 2021-22						18	18	100%	161

Single Assessment Institution-Level Pass Rate Data: Traditional Teacher Preparation Program Within IHE

		HEOA - Title II 2023 - 2024 Academic Year								
Institution Name		Belmont University								
Institution Code		1058								
State		Tennessee								
							Statewide			
Assessment Information ¹	Group	Number Taking Assessment	Number Passing Assessment	Institutional Pass Rate	Institutional Average Scaled Score	Assessment Cut Score ²	Number Taking Assessment	Number Passing Assessment	Statewide Pass Rate	Statewide Average Scaled Score
INTERDIS EARLY CHILD EDUCATION (5023) Test Company: ETS Score Range: 100-200	All enrolled students who have completed all nonclinical courses, 2023-24									
	Other enrolled students, 2023-24						5			
	All program completers, 2023-24						2			
	All program completers, 2022-23									
	All program completers, 2021-22									
LIBRARY MEDIA SPECIALIST (5311) Test Company: ETS Score Range: 100-200	All enrolled students who have completed all nonclinical courses, 2023-24									
	Other enrolled students, 2023-24									
	All program completers, 2023-24						5			
	All program completers, 2022-23						12	12	100%	163
	All program completers, 2021-22						11	11	100%	167
MATHEMATICS CONTENT KNOWLEDGE (5161) Test Company: ETS Score Range: 100-200	All enrolled students who have completed all nonclinical courses, 2023-24						2			
	Other enrolled students, 2023-24						4			
	All program completers, 2023-24						12	10	83%	167
	All program completers, 2022-23	1				160	29	25	86%	165
	All program completers, 2021-22	1				160	35	34	97%	172
MATHEMATICS (5165) Test Company: ETS Score Range: 100-200	All enrolled students who have completed all nonclinical courses, 2023-24						3			
	Other enrolled students, 2023-24						24	22	92%	176
	All program completers, 2023-24	1				159	24	21	88%	177
	All program completers, 2022-23	1				159	13	13	100%	175
	All program completers, 2021-22									


April 4, 2025

Single Assessment Institution-Level Pass Rate Data: Traditional Teacher Preparation Program Within IHE

		HEOA - Title II 2023 - 2024 Academic Year								
Institution Name		Belmont University								
Institution Code		1058								
State		Tennessee		April 4, 2025						
							Statewide			
Assessment Information ¹	Group	Number Taking Assessment	Number Passing Assessment	Institutional Pass Rate	Institutional Average Scaled Score	Assessment Cut Score ²	Number Taking Assessment	Number Passing Assessment	Statewide Pass Rate	Statewide Average Scaled Score
MIDDLE SCHOOL ENG LANG ARTS (5047) Test Company: ETS Score Range: 100-200	All enrolled students who have completed all nonclinical courses, 2023-24						1			
	Other enrolled students, 2023-24						7			
	All program completers, 2023-24						5			
	All program completers, 2022-23						10	10	100%	171
	All program completers, 2021-22						10	7	70%	163
MIDDLE SCHOOL MATHEMATICS (5164) Test Company: ETS Score Range: 100-200	All enrolled students who have completed all nonclinical courses, 2023-24						3			
	Other enrolled students, 2023-24						18	16	89%	174
	All program completers, 2023-24						31	30	97%	172
	All program completers, 2022-23						24	24	100%	170
	All program completers, 2021-22									
MIDDLE SCHOOL MATHEMATICS (5169) Test Company: ETS Score Range: 100-200	All enrolled students who have completed all nonclinical courses, 2023-24						5			
	Other enrolled students, 2023-24									
	All program completers, 2023-24						2			
	All program completers, 2022-23						32	31	97%	173
	All program completers, 2021-22						31	31	100%	176
MIDDLE SCHOOL SCIENCE (5440) Test Company: ETS Score Range: 100-200	All enrolled students who have completed all nonclinical courses, 2023-24									
	Other enrolled students, 2023-24						1			
	All program completers, 2023-24									
	All program completers, 2022-23						3			
	All program completers, 2021-22						10	10	100%	164


April 4, 2025

Single Assessment Institution-Level Pass Rate Data: *Traditional Teacher Preparation Program Within IHE*

		HEOA - Title II 2023 - 2024 Academic Year								
Institution Name		Belmont University								
Institution Code		1058								
State		Tennessee								
							Statewide			
Assessment Information ¹	Group	Number Taking Assessment	Number Passing Assessment	Institutional Pass Rate	Institutional Average Scaled Score	Assessment Cut Score ²	Number Taking Assessment	Number Passing Assessment	Statewide Pass Rate	Statewide Average Scaled Score
MIDDLE SCHOOL SCIENCE (5442) Test Company: ETS Score Range: 100-200	All enrolled students who have completed all nonclinical courses, 2023-24						3			
	Other enrolled students, 2023-24						6			
	All program completers, 2023-24						4			
	All program completers, 2022-23						20	18	90%	160
	All program completers, 2021-22						3			
MIDDLE SCHOOL SOCIAL STUDIES (5089) Test Company: ETS Score Range: 100-200	All enrolled students who have completed all nonclinical courses, 2023-24									
	Other enrolled students, 2023-24						2			
	All program completers, 2023-24						7			
	All program completers, 2022-23						9			
	All program completers, 2021-22						7			
MUSIC CONTENT & INSTRUCTION (5114) Test Company: ETS Score Range: 100-200	All enrolled students who have completed all nonclinical courses, 2023-24						9			
	Other enrolled students, 2023-24	1				162	17	8	47%	161
	All program completers, 2023-24	7				162	66	62	94%	169
	All program completers, 2022-23	9				162	100	85	85%	166
	All program completers, 2021-22	17	14	82%	170	162	115	108	94%	170
MUSIC: INSTRUMENTAL AND GENERAL KNOWLEDGE (5115) Test Company: ETS Score Range: 100-200	All enrolled students who have completed all nonclinical courses, 2023-24						6			
	Other enrolled students, 2023-24						13	9	69%	153
	All program completers, 2023-24	4				150	28	27	96%	164
	All program completers, 2022-23						1			
	All program completers, 2021-22						1			


April 4, 2025

Single Assessment Institution-Level Pass Rate Data: Traditional Teacher Preparation Program Within IHE

		HEOA - Title II 2023 - 2024 Academic Year								
Institution Name		Belmont University								
Institution Code		1058								
State		Tennessee								
							Statewide			
Assessment Information ¹	Group	Number Taking Assessment	Number Passing Assessment	Institutional Pass Rate	Institutional Average Scaled Score	Assessment Cut Score ²	Number Taking Assessment	Number Passing Assessment	Statewide Pass Rate	Statewide Average Scaled Score
MUSIC: VOCAL AND GENERAL KNOWLEDGE (5116) Test Company: ETS Score Range: 100-200	All enrolled students who have completed all nonclinical courses, 2023-24						4			
	Other enrolled students, 2023-24						9			
	All program completers, 2023-24	4				153	17	17	100%	170
	All program completers, 2022-23	1				153	3			
	All program completers, 2021-22									
PHYSICAL ED CONTENT AND DESIGN (5095) Test Company: ETS Score Range: 100-200	All enrolled students who have completed all nonclinical courses, 2023-24						2			
	Other enrolled students, 2023-24						5			
	All program completers, 2023-24						30	29	97%	172
	All program completers, 2022-23						58	56	97%	174
	All program completers, 2021-22						60	54	90%	171
PHYSICAL ED CONTENT KNOWLEDGE (5091) Test Company: ETS Score Range: 100-200	All enrolled students who have completed all nonclinical courses, 2023-24						16	15	94%	154
	Other enrolled students, 2023-24						13	11	85%	155
	All program completers, 2023-24						32	30	94%	156
	All program completers, 2022-23						3			
	All program completers, 2021-22						1			
PHYSICS CONTENT KNOWLEDGE (5265) Test Company: ETS Score Range: 100-200	All enrolled students who have completed all nonclinical courses, 2023-24									
	Other enrolled students, 2023-24									
	All program completers, 2023-24						1			
	All program completers, 2022-23						6			
	All program completers, 2021-22						2			


April 4, 2025

Single Assessment Institution-Level Pass Rate Data: Traditional Teacher Preparation Program Within IHE

		HEOA - Title II 2023 - 2024 Academic Year								
Institution Name		Belmont University								
Institution Code		1058								
State		Tennessee								
							Statewide			
Assessment Information ¹	Group	Number Taking Assessment	Number Passing Assessment	Institutional Pass Rate	Institutional Average Scaled Score	Assessment Cut Score ²	Number Taking Assessment	Number Passing Assessment	Statewide Pass Rate	Statewide Average Scaled Score
PHYSICS (5266) Test Company: ETS Score Range: 100-200	All enrolled students who have completed all nonclinical courses, 2023-24									
	Other enrolled students, 2023-24						2			
	All program completers, 2023-24									
	All program completers, 2022-23									
	All program completers, 2021-22									
PRINC LEARNING AND TEACHING 5-9 (5623) Test Company: ETS Score Range: 100-200	All enrolled students who have completed all nonclinical courses, 2023-24									
	Other enrolled students, 2023-24						2			
	All program completers, 2023-24						1			
	All program completers, 2022-23						4			
	All program completers, 2021-22						8			
PRINC LEARNING AND TEACHING 7-12 (5624) Test Company: ETS Score Range: 100-200	All enrolled students who have completed all nonclinical courses, 2023-24						3			
	Other enrolled students, 2023-24						8			
	All program completers, 2023-24	3				157	14	13	93%	180
	All program completers, 2022-23	2				157	27	26	96%	175
	All program completers, 2021-22						28	27	96%	174
PRINC LEARNING AND TEACHING EARLY CHILD (5621) Test Company: ETS Score Range: 100-200	All enrolled students who have completed all nonclinical courses, 2023-24									
	Other enrolled students, 2023-24						3			
	All program completers, 2023-24	1				157	2			
	All program completers, 2022-23						7			
	All program completers, 2021-22						9			


April 4, 2025

Single Assessment Institution-Level Pass Rate Data: *Traditional Teacher Preparation Program Within IHE*


		HEOA - Title II 2023 - 2024 Academic Year								
Institution Name		Belmont University								
Institution Code		1058								
State		Tennessee		April 4, 2025						
							Statewide			
Assessment Information ¹	Group	Number Taking Assessment	Number Passing Assessment	Institutional Pass Rate	Institutional Average Scaled Score	Assessment Cut Score ²	Number Taking Assessment	Number Passing Assessment	Statewide Pass Rate	Statewide Average Scaled Score
PRINC LEARNING AND TEACHING K-6 (5622) Test Company: ETS Score Range: 100-200	All enrolled students who have completed all nonclinical courses, 2023-24						7			
	Other enrolled students, 2023-24						9			
	All program completers, 2023-24	1				160	6			
	All program completers, 2022-23	2				160	20	20	100%	179
	All program completers, 2021-22						61	60	98%	177
PSYCHOLOGY (5391) Test Company: ETS Score Range: 100-200	All enrolled students who have completed all nonclinical courses, 2023-24									
	Other enrolled students, 2023-24									
	All program completers, 2023-24									
	All program completers, 2022-23						4			
	All program completers, 2021-22						1			
SCHOOL LIBRARIAN (5312) Test Company: ETS Score Range: 100-200	All enrolled students who have completed all nonclinical courses, 2023-24									
	Other enrolled students, 2023-24						6			
	All program completers, 2023-24						2			
	All program completers, 2022-23									
	All program completers, 2021-22									
SE CK AND MILD TO MODERATE APPL (5543) Test Company: ETS Score Range: 100-200	All enrolled students who have completed all nonclinical courses, 2023-24						32	21	66%	159
	Other enrolled students, 2023-24						64	60	94%	173
	All program completers, 2023-24						100	99	99%	173
	All program completers, 2022-23						129	123	95%	171
	All program completers, 2021-22						96	96	100%	173

April 4, 2025

Single Assessment Institution-Level Pass Rate Data: Traditional Teacher Preparation Program Within IHE


		HEOA - Title II 2023 - 2024 Academic Year								
Institution Name		Belmont University								
Institution Code		1058								
State		Tennessee								
							April 4, 2025			
							Statewide			
Assessment Information ¹	Group	Number Taking Assessment	Number Passing Assessment	Institutional Pass Rate	Institutional Average Scaled Score	Assessment Cut Score ²	Number Taking Assessment	Number Passing Assessment	Statewide Pass Rate	Statewide Average Scaled Score
SE CK AND SEVERE TO PROF APPL (5545) Test Company: ETS Score Range: 100-200	All enrolled students who have completed all nonclinical courses, 2023-24						11	11	100%	171
	Other enrolled students, 2023-24						42	36	86%	172
	All program completers, 2023-24						66	66	100%	180
	All program completers, 2022-23						80	80	100%	177
	All program completers, 2021-22						78	78	100%	180
SE CORE KNOWLEDGE & APPLICATIONS (5354) Test Company: ETS Score Range: 100-200	All enrolled students who have completed all nonclinical courses, 2023-24						1			
	Other enrolled students, 2023-24									
	All program completers, 2023-24						15	15	100%	176
	All program completers, 2022-23						30	30	100%	175
	All program completers, 2021-22						43	43	100%	172
SE TEACHING STU WVISUAL IMPAIRMENT (5282) Test Company: ETS Score Range: 100-200	All enrolled students who have completed all nonclinical courses, 2023-24									
	Other enrolled students, 2023-24									
	All program completers, 2023-24						1			
	All program completers, 2022-23						3			
	All program completers, 2021-22									
SE: EARLY CHILDHOOD EARLY INTERVENTION (5692) Test Company: ETS Score Range: 100-200	All enrolled students who have completed all nonclinical courses, 2023-24						2			
	Other enrolled students, 2023-24						18	17	94%	170
	All program completers, 2023-24						11	11	100%	174
	All program completers, 2022-23									
	All program completers, 2021-22									

Single Assessment Institution-Level Pass Rate Data: Traditional Teacher Preparation Program Within IHE

		HEOA - Title II 2023 - 2024 Academic Year								
Institution Name		Belmont University								
Institution Code		1058								
State		Tennessee								
							Statewide			
Assessment Information ¹	Group	Number Taking Assessment	Number Passing Assessment	Institutional Pass Rate	Institutional Average Scaled Score	Assessment Cut Score ²	Number Taking Assessment	Number Passing Assessment	Statewide Pass Rate	Statewide Average Scaled Score
SE: PRESCHOOL EARLY CHILDHOOD (5691) Test Company: ETS Score Range: 100-200	All enrolled students who have completed all nonclinical courses, 2023-24									
	Other enrolled students, 2023-24						2			
	All program completers, 2023-24						29	29	100%	171
	All program completers, 2022-23						52	51	98%	171
	All program completers, 2021-22						40	40	100%	170
SOCIOLOGY (5952) Test Company: ETS Score Range: 100-200	All enrolled students who have completed all nonclinical courses, 2023-24									
	Other enrolled students, 2023-24									
	All program completers, 2023-24									
	All program completers, 2022-23						2			
	All program completers, 2021-22									
SPANISH WORLD LANGUAGE (5195) Test Company: ETS Score Range: 100-200	All enrolled students who have completed all nonclinical courses, 2023-24						1			
	Other enrolled students, 2023-24						4			
	All program completers, 2023-24						8			
	All program completers, 2022-23						9			
	All program completers, 2021-22	1				163	3			
SPEECH COMMUNICATION: CK (5221) Test Company: ETS Score Range: 100-200	All enrolled students who have completed all nonclinical courses, 2023-24									
	Other enrolled students, 2023-24						1			
	All program completers, 2023-24						1			
	All program completers, 2022-23									
	All program completers, 2021-22									


April 4, 2025

Single Assessment Institution-Level Pass Rate Data: *Traditional Teacher Preparation Program Within IHE*


		HEOA - Title II 2023 - 2024 Academic Year								
Institution Name		Belmont University								
Institution Code		1058								
State		Tennessee								
							Statewide			
Assessment Information ¹	Group	Number Taking Assessment	Number Passing Assessment	Institutional Pass Rate	Institutional Average Scaled Score	Assessment Cut Score ²	Number Taking Assessment	Number Passing Assessment	Statewide Pass Rate	Statewide Average Scaled Score
TEACHING READING: ELEM EDUCATION (5203) Test Company: ETS Score Range: 100-200	All enrolled students who have completed all nonclinical courses, 2023-24									
	Other enrolled students, 2023-24									
	All program completers, 2023-24									
	All program completers, 2022-23						20	20	100%	175
	All program completers, 2021-22						29	29	100%	173
TEACHING READING: ELEMENTARY (5205) Test Company: ETS Score Range: 100-200	All enrolled students who have completed all nonclinical courses, 2023-24						259	217	84%	165
	Other enrolled students, 2023-24	13	11	85%	172	159	487	415	85%	168
	All program completers, 2023-24	23	21	91%	173	159	897	858	96%	169
	All program completers, 2022-23	18	18	100%	172	159	1030	994	97%	169
	All program completers, 2021-22	14	13	93%	172	159	1059	1039	98%	169
THEATRE (5641) Test Company: ETS Score Range: 100-200	All enrolled students who have completed all nonclinical courses, 2023-24									
	Other enrolled students, 2023-24	2				159	7			
	All program completers, 2023-24	1				159	14	14	100%	169
	All program completers, 2022-23	2				159	6			
	All program completers, 2021-22						9			
WORLD AND U.S. HISTORY CK (5941) Test Company: ETS Score Range: 100-200	All enrolled students who have completed all nonclinical courses, 2023-24						10	10	100%	175
	Other enrolled students, 2023-24						47	26	55%	157
	All program completers, 2023-24	1				157	57	52	91%	165
	All program completers, 2022-23						112	92	82%	163
	All program completers, 2021-22	4				157	104	102	98%	167

April 4, 2025

Single Assessment Institution-Level Pass Rate Data: *Traditional Teacher Preparation Program Within IHE*


		HEOA - Title II 2023 - 2024 Academic Year									
Institution Name		Belmont University									
Institution Code		1058									
State		Tennessee		April 4, 2025							
							Statewide				
Assessment Information ¹	Group	Number Taking Assessment	Number Passing Assessment	Institutional Pass Rate	Institutional Average Scaled Score	Assessment Cut Score ²	Number Taking Assessment	Number Passing Assessment	Statewide Pass Rate	Statewide Average Scaled Score	
EDTPA: AGRICULTURAL EDUCATION (TPA0100) Test Company: E.S. Pearson* Score Range: 15-75	All enrolled students who have completed all nonclinical courses, 2023-24										
	Other enrolled students, 2023-24										
	All program completers, 2023-24						19	19	100%	52	
	All program completers, 2022-23						17	16	94%	49	
	All program completers, 2021-22						22	22	100%	50	
EDTPA: BUSINESS EDUCATION (TPA0102) Test Company: E.S. Pearson* Score Range: 15-75	All enrolled students who have completed all nonclinical courses, 2023-24										
	Other enrolled students, 2023-24										
	All program completers, 2023-24						5				
	All program completers, 2022-23						4				
	All program completers, 2021-22						4				
EDTPA: EARLY CHILDHOOD (TPA0014) Test Company: E.S. Pearson* Score Range: 15-75	All enrolled students who have completed all nonclinical courses, 2023-24						2				
	Other enrolled students, 2023-24						6				
	All program completers, 2023-24	1				40	128	125	98%	46	
	All program completers, 2022-23						155	154	99%	46	
	All program completers, 2021-22	2				40	127	127	100%	45	
EDTPA: ELEM ED LITERACY WITH MATHEMATICS TASK 4 (TPA0110) Test Company: E.S. Pearson* Score Range: 18-90	All enrolled students who have completed all nonclinical courses, 2023-24						67	66	99%	54	
	Other enrolled students, 2023-24						76	75	99%	54	
	All program completers, 2023-24						13	12	92%	56	
	All program completers, 2022-23						36	36	100%	57	
	All program completers, 2021-22						71	71	100%	55	

Single Assessment Institution-Level Pass Rate Data: Traditional Teacher Preparation Program Within IHE

		HEOA - Title II 2023 - 2024 Academic Year									
Institution Name		Belmont University									
Institution Code		1058									
State		Tennessee		April 4, 2025							
							Statewide				
Assessment Information ¹		Group	Number Taking Assessment	Number Passing Assessment	Institutional Pass Rate	Institutional Average Scaled Score	Assessment Cut Score ²	Number Taking Assessment	Number Passing Assessment	Statewide Pass Rate	Statewide Average Scaled Score
EDTPA: ELEM ED MATHEMATICS WITH LITERACY TASK 4 (TPA0149) Test Company: E.S. Pearson* Score Range: 18-90		All enrolled students who have completed all nonclinical courses, 2023-24									
		Other enrolled students, 2023-24									
		All program completers, 2023-24						10	10	100%	59
		All program completers, 2022-23						17	17	100%	59
		All program completers, 2021-22						13	13	100%	54
EDTPA: ELEMENTARY LITERACY (TPA0001) Test Company: E.S. Pearson* Score Range: 15-75		All enrolled students who have completed all nonclinical courses, 2023-24						9			
		Other enrolled students, 2023-24						7			
		All program completers, 2023-24	9				40	311	310	100%	47
		All program completers, 2022-23	9				40	300	297	99%	46
		All program completers, 2021-22	11	9	82%	44	40	362	358	99%	47
EDTPA: ELEMENTARY MATHEMATICS (TPA0002) Test Company: E.S. Pearson* Score Range: 15-75		All enrolled students who have completed all nonclinical courses, 2023-24						3			
		Other enrolled students, 2023-24						6			
		All program completers, 2023-24	7				40	248	247	100%	46
		All program completers, 2022-23	7				40	285	278	98%	47
		All program completers, 2021-22	3				40	278	275	99%	46
EDTPA: ENGLISH AS AN ADDITIONAL LANGUAGE (TPA0115) Test Company: E.S. Pearson* Score Range: 15-75		All enrolled students who have completed all nonclinical courses, 2023-24									
		Other enrolled students, 2023-24						1			
		All program completers, 2023-24	1				40	11	11	100%	48
		All program completers, 2022-23	1				40	10	10	100%	49
		All program completers, 2021-22						14	14	100%	52


April 4, 2025

Single Assessment Institution-Level Pass Rate Data: Traditional Teacher Preparation Program Within IHE

		HEOA - Title II 2023 - 2024 Academic Year								
Institution Name		Belmont University								
Institution Code		1058								
State		Tennessee								
							Statewide			
Assessment Information ¹	Group	Number Taking Assessment	Number Passing Assessment	Institutional Pass Rate	Institutional Average Scaled Score	Assessment Cut Score ²	Number Taking Assessment	Number Passing Assessment	Statewide Pass Rate	Statewide Average Scaled Score
EDTPA: FAMILY AND CONSUMER SCIENCES (TPA0117) Test Company: E.S. Pearson* Score Range: 15-75	All enrolled students who have completed all nonclinical courses, 2023-24									
	Other enrolled students, 2023-24									
	All program completers, 2023-24						1			
	All program completers, 2022-23						8			
	All program completers, 2021-22						2			
EDTPA: HEALTH EDUCATION (TPA0119) Test Company: E.S. Pearson* Score Range: 15-75	All enrolled students who have completed all nonclinical courses, 2023-24									
	Other enrolled students, 2023-24									
	All program completers, 2023-24						1			
	All program completers, 2022-23						1			
	All program completers, 2021-22									
EDTPA: K-12 PERFORMING ARTS (TPA0021) Test Company: E.S. Pearson* Score Range: 15-75	All enrolled students who have completed all nonclinical courses, 2023-24						8			
	Other enrolled students, 2023-24	1				40	5			
	All program completers, 2023-24	15	15	100%	47	40	122	121	99%	47
	All program completers, 2022-23	12	11	92%	48	40	99	96	97%	47
	All program completers, 2021-22	17	16	94%	46	40	115	113	98%	47
EDTPA: MIDDLE CHILDHOOD ENGLISH LANGUAGE ARTS (TPA0018) Test Company: E.S. Pearson* Score Range: 15-75	All enrolled students who have completed all nonclinical courses, 2023-24									
	Other enrolled students, 2023-24									
	All program completers, 2023-24						5			
	All program completers, 2022-23						7			
	All program completers, 2021-22						8			


April 4, 2025

Single Assessment Institution-Level Pass Rate Data: *Traditional Teacher Preparation Program Within IHE*


		HEOA - Title II 2023 - 2024 Academic Year								
Institution Name		Belmont University								
Institution Code		1058								
State		Tennessee								
							Statewide			
Assessment Information ¹	Group	Number Taking Assessment	Number Passing Assessment	Institutional Pass Rate	Institutional Average Scaled Score	Assessment Cut Score ²	Number Taking Assessment	Number Passing Assessment	Statewide Pass Rate	Statewide Average Scaled Score
EDTPA: MIDDLE CHILDHOOD HISTORY-SOCIAL STUDIES (TPA0019) Test Company: E.S. Pearson* Score Range: 15-75	All enrolled students who have completed all nonclinical courses, 2023-24									
	Other enrolled students, 2023-24									
	All program completers, 2023-24						7			
	All program completers, 2022-23						8			
	All program completers, 2021-22						3			
EDTPA: MIDDLE CHILDHOOD MATHEMATICS (TPA0016) Test Company: E.S. Pearson* Score Range: 15-75	All enrolled students who have completed all nonclinical courses, 2023-24						8			
	Other enrolled students, 2023-24						4			
	All program completers, 2023-24						27	27	100%	46
	All program completers, 2022-23						45	42	93%	47
	All program completers, 2021-22						26	26	100%	48
EDTPA: MIDDLE CHILDHOOD SCIENCE (TPA0017) Test Company: E.S. Pearson* Score Range: 15-75	All enrolled students who have completed all nonclinical courses, 2023-24									
	Other enrolled students, 2023-24									
	All program completers, 2023-24						4			
	All program completers, 2022-23						20	17	85%	45
	All program completers, 2021-22						11	11	100%	47
EDTPA: PHYSICAL EDUCATION (TPA0011) Test Company: E.S. Pearson* Score Range: 15-75	All enrolled students who have completed all nonclinical courses, 2023-24						1			
	Other enrolled students, 2023-24						1			
	All program completers, 2023-24						71	66	93%	42
	All program completers, 2022-23						59	54	92%	43
	All program completers, 2021-22						45	43	96%	44

April 4, 2025


Single Assessment Institution-Level Pass Rate Data: Traditional Teacher Preparation Program Within IHE

		HEOA - Title II 2023 - 2024 Academic Year									
Institution Name		Belmont University									
Institution Code		1058									
State		Tennessee		April 4, 2025							
							Statewide				
Assessment Information ¹	Group	Number Taking Assessment	Number Passing Assessment	Institutional Pass Rate	Institutional Average Scaled Score	Assessment Cut Score ²	Number Taking Assessment	Number Passing Assessment	Statewide Pass Rate	Statewide Average Scaled Score	
EDTPA: SECONDARY ENGLISH LANGUAGE ARTS (TPA0003) Test Company: E.S. Pearson* Score Range: 15-75		All enrolled students who have completed all nonclinical courses, 2023-24					3				
		Other enrolled students, 2023-24					5				
		All program completers, 2023-24					78	77	99%	48	
		All program completers, 2022-23					136	135	99%	49	
		All program completers, 2021-22	2				40	115	115	100%	49
EDTPA: SECONDARY HISTORY-SOCIAL STUDIES (TPA0004) Test Company: E.S. Pearson* Score Range: 15-75		All enrolled students who have completed all nonclinical courses, 2023-24									
		Other enrolled students, 2023-24					1				
		All program completers, 2023-24					98	98	100%	47	
		All program completers, 2022-23					105	104	99%	46	
		All program completers, 2021-22	4				40	105	104	99%	47
EDTPA: SECONDARY MATHEMATICS (TPA0005) Test Company: E.S. Pearson* Score Range: 15-75		All enrolled students who have completed all nonclinical courses, 2023-24					2				
		Other enrolled students, 2023-24					2				
		All program completers, 2023-24	2				40	43	36	84%	43
		All program completers, 2022-23					48	42	88%	43	
		All program completers, 2021-22	1				40	42	41	98%	43
EDTPA: SECONDARY SCIENCE (TPA0006) Test Company: E.S. Pearson* Score Range: 15-75		All enrolled students who have completed all nonclinical courses, 2023-24					15	15	100%	44	
		Other enrolled students, 2023-24					2				
		All program completers, 2023-24					28	28	100%	45	
		All program completers, 2022-23					62	62	100%	47	
		All program completers, 2021-22	1				40	45	44	98%	48

Single Assessment Institution-Level Pass Rate Data: Traditional Teacher Preparation Program Within IHE

		HEOA - Title II 2023 - 2024 Academic Year								
Institution Name		Belmont University								
Institution Code		1058								
State		Tennessee								
							April 4, 2025			
							Statewide			
Assessment Information ¹	Group	Number Taking Assessment	Number Passing Assessment	Institutional Pass Rate	Institutional Average Scaled Score	Assessment Cut Score ²	Number Taking Assessment	Number Passing Assessment	Statewide Pass Rate	Statewide Average Scaled Score
EDTPA: SPECIAL EDUCATION (TPA0012) Test Company: E.S. Pearson* Score Range: 15-75	All enrolled students who have completed all nonclinical courses, 2023-24						34	31	91%	44
	Other enrolled students, 2023-24						27	24	89%	44
	All program completers, 2023-24						129	127	98%	46
	All program completers, 2022-23						164	161	98%	45
	All program completers, 2021-22						132	132	100%	47
EDTPA: VISUAL ARTS (TPA0015) Test Company: E.S. Pearson* Score Range: 15-75	All enrolled students who have completed all nonclinical courses, 2023-24									
	Other enrolled students, 2023-24						3			
	All program completers, 2023-24	1				40	26	26	100%	52
	All program completers, 2022-23						38	38	100%	52
	All program completers, 2021-22						24	24	100%	52
EDTPA: WORLD LANGUAGES (TPA0020) Test Company: E.S. Pearson* Score Range: 13-65	All enrolled students who have completed all nonclinical courses, 2023-24									
	Other enrolled students, 2023-24									
	All program completers, 2023-24						14	13	93%	39
	All program completers, 2022-23						12	12	100%	38
	All program completers, 2021-22						4			
MATHEMATICS (MIDDLE GRADES AND EARLY SECONDARY) (ESP0105) Test Company: E.S. Pearson* Score Range: 100-300	All enrolled students who have completed all nonclinical courses, 2023-24									
	Other enrolled students, 2023-24									
	All program completers, 2023-24									
	All program completers, 2022-23						4			
	All program completers, 2021-22						3			

Single Assessment Institution-Level Pass Rate Data: *Traditional Teacher Preparation Program Within IHE*

		HEOA - Title II 2023 - 2024 Academic Year									
Institution Name		Belmont University									
Institution Code		1058									
State		Tennessee		April 4, 2025							
							Statewide				
Assessment Information ¹		Group	Number Taking Assessment	Number Passing Assessment	Institutional Pass Rate	Institutional Average Scaled Score	Assessment Cut Score ²	Number Taking Assessment	Number Passing Assessment	Statewide Pass Rate	Statewide Average Scaled Score
MATHEMATICS (ESP0304) Test Company: E.S. Pearson* Score Range: 100-300		All enrolled students who have completed all nonclinical courses, 2023-24									
		Other enrolled students, 2023-24									
		All program completers, 2023-24									
		All program completers, 2022-23						15	13	87%	231
		All program completers, 2021-22						11	10	91%	233

April 4, 2025

Note: In cases where there are less than ten students taking the assessment or license/certificate, the number passing and pass rate are not reported.

¹Tests with multiple delivery options (computer, paper, etc.) will be noted with the assessment code for one format only.

²Cut scores may vary for groups depending upon when the cut scores are established by the state and when each group completed their teacher certification or licensure assessment.

*Questions regarding tests listed by this testing company must be addressed to your state Title II Coordinator.